

Audience Overview

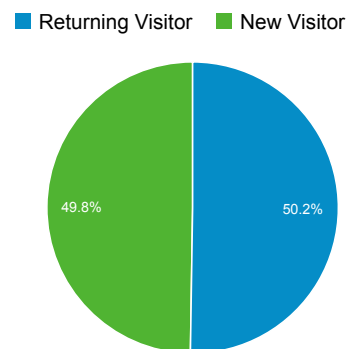
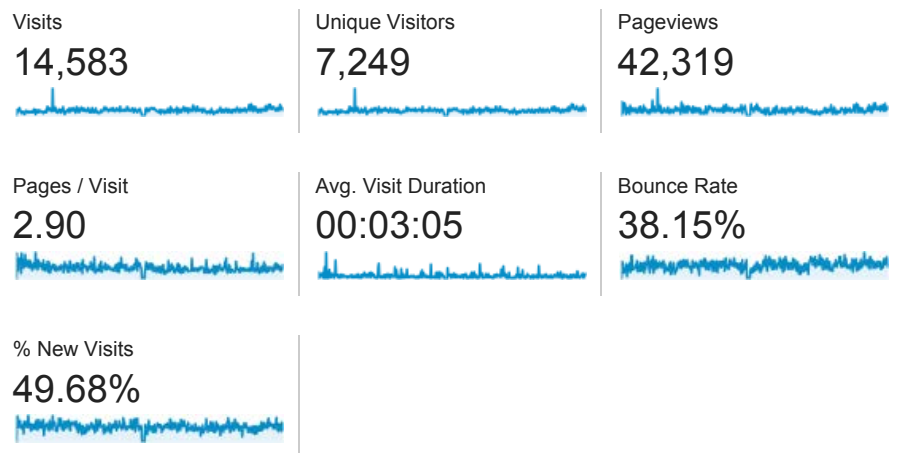
Jul 19, 2012 - Dec 15, 2013



Overview



7,249 people visited this site



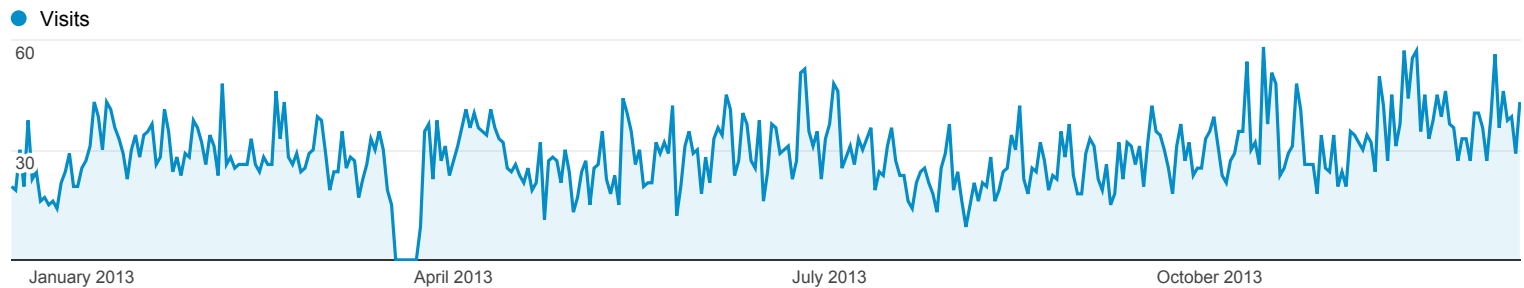
Language	Visits	% Visits
1. sk	9,702	66.53%
2. cs	2,233	15.31%
3. en-us	886	6.08%
4. sk-sk	862	5.91%
5. en	210	1.44%
6. de	140	0.96%
7. cs-cz	118	0.81%
8. ru	68	0.47%
9. pl	52	0.36%
10. de-de	49	0.34%

Audience Overview

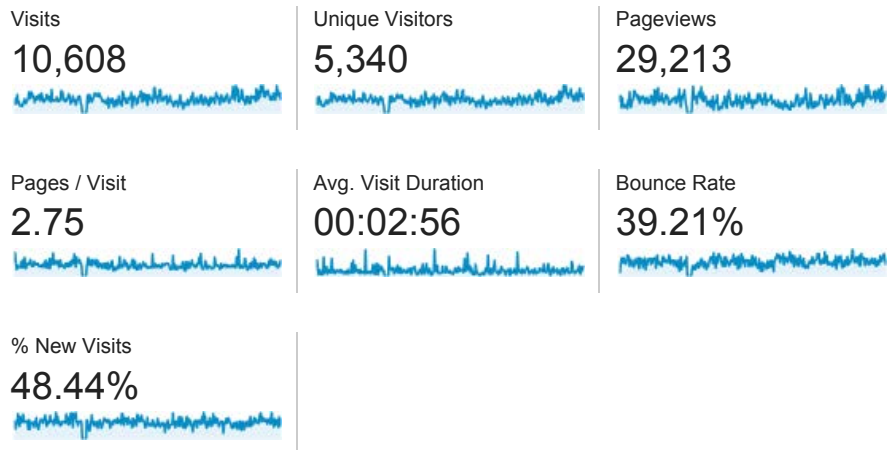
Dec 15, 2012 - Dec 15, 2013



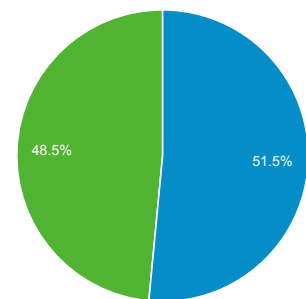
Overview



5,340 people visited this site



■ Returning Visitor ■ New Visitor



Language	Visits	% Visits
1. sk	7,021	66.19%
2. cs	1,545	14.56%
3. sk-sk	818	7.71%
4. en-us	551	5.19%
5. en	149	1.40%
6. cs-cz	101	0.95%
7. de	100	0.94%
8. ru	46	0.43%
9. pl	39	0.37%
10. de-de	33	0.31%

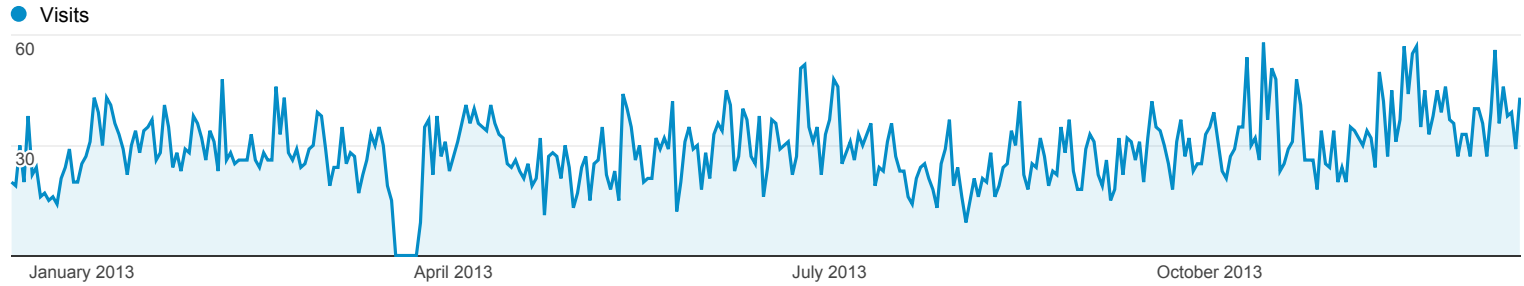
Location

Dec 15, 2012 - Dec 15, 2013



Explorer

Summary



Country / Territory	Acquisition			Behavior			Conversions		
	Visits	% New Visits	New Visits	Bounce Rate	Pages / Visit	Avg. Visit Duration	Goal Conversion Rate	Goal Completions	Goal Value
	10,608 <small>% of Total: 100.00% (10,608)</small>	48.49% <small>Site Avg: 48.44% (0.12%)</small>	5,144 <small>% of Total: 100.12% (5,138)</small>	39.21% <small>Site Avg: 39.21% (0.00%)</small>	2.75 <small>Site Avg: 2.75 (0.00%)</small>	00:02:56 <small>Site Avg: 00:02:56 (0.00%)</small>	0.00% <small>Site Avg: 0.00% (0.00%)</small>	0 <small>% of Total: 0.00% (0)</small>	\$0.00 <small>% of Total: 0.00% (\$0.00)</small>
1. Slovakia	9,213	46.64%	4,297	39.76%	2.70	00:02:51	0.00%	0	\$0.00
2. Czech Republic	795	57.11%	454	31.32%	3.50	00:04:09	0.00%	0	\$0.00
3. Germany	139	34.53%	48	42.45%	1.90	00:02:03	0.00%	0	\$0.00
4. Poland	41	68.29%	28	36.59%	2.61	00:02:24	0.00%	0	\$0.00
5. Austria	32	84.38%	27	56.25%	2.59	00:01:42	0.00%	0	\$0.00
6. United Kingdom	31	80.65%	25	29.03%	3.68	00:05:20	0.00%	0	\$0.00
7. Hungary	29	68.97%	20	41.38%	3.48	00:01:52	0.00%	0	\$0.00
8. Ukraine	29	34.48%	10	17.24%	3.48	00:01:47	0.00%	0	\$0.00
9. (not set)	28	82.14%	23	46.43%	2.54	00:02:05	0.00%	0	\$0.00
10. United States	26	80.77%	21	38.46%	2.65	00:02:29	0.00%	0	\$0.00

Rows 1 - 10 of 53

Dec 15, 2012 - Dec 15, 2013

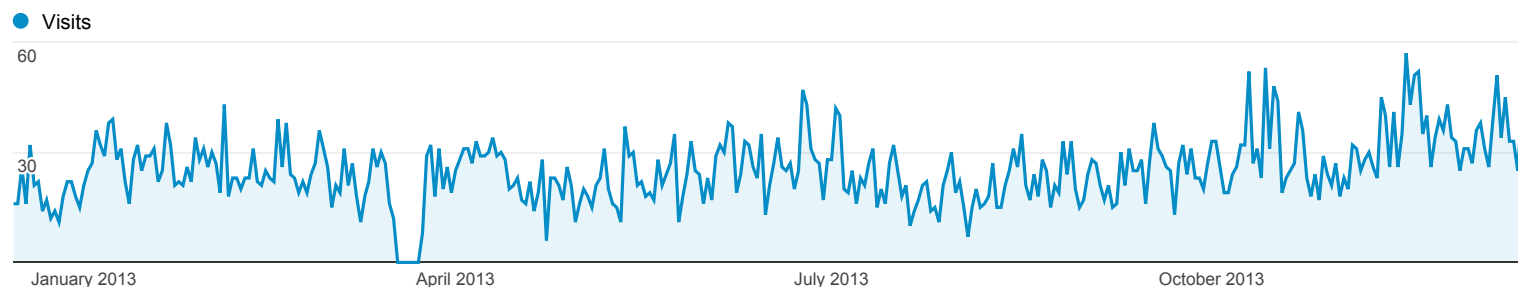
Location

ALL » COUNTRY / TERRITORY: Slovakia » REGION: (not set)



Explorer

Summary



City	Acquisition			Behavior			Conversions		
	Visits	% New Visits	New Visits	Bounce Rate	Pages / Visit	Avg. Visit Duration	Goal Conversion Rate	Goal Completions	Goal Value
	9,213 <small>% of Total: 86.85% (10,608)</small>	46.64% <small>Site Avg: 48.44% (-3.71%)</small>	4,297 <small>% of Total: 83.63% (5,138)</small>	39.76% <small>Site Avg: 39.21% (1.41%)</small>	2.70 <small>Site Avg: 2.75 (-1.94%)</small>	00:02:51 <small>Site Avg: 00:02:56 (-3.18%)</small>	0.00% <small>Site Avg: 0.00% (0.00%)</small>	0 <small>% of Total: 0.00% (0)</small>	\$0.00 <small>% of Total: 0.00% (\$0.00)</small>
1. Bratislava	4,358	50.50%	2,201	40.57%	2.73	00:02:38	0.00%	0	\$0.00
2. Zilina	986	25.15%	248	58.42%	1.86	00:01:55	0.00%	0	\$0.00
3. Nitra	630	19.52%	123	21.27%	2.47	00:02:58	0.00%	0	\$0.00
4. Kosice	308	54.22%	167	51.62%	2.49	00:02:01	0.00%	0	\$0.00
5. Presov	284	25.70%	73	15.85%	2.11	00:06:25	0.00%	0	\$0.00
6. Trnava	252	60.32%	152	30.95%	3.14	00:03:10	0.00%	0	\$0.00
7. (not set)	241	48.13%	116	35.68%	2.81	00:03:02	0.00%	0	\$0.00
8. Liptovsky Mikulas	230	38.70%	89	32.17%	3.14	00:04:33	0.00%	0	\$0.00
9. Poprad	208	56.73%	118	38.94%	2.66	00:02:41	0.00%	0	\$0.00
10. Spisska Nova Ves	200	20.50%	41	36.50%	3.87	00:04:41	0.00%	0	\$0.00
11. Martin	169	38.46%	65	32.54%	3.32	00:03:15	0.00%	0	\$0.00
12. Michalovce	150	70.67%	106	42.67%	3.09	00:03:25	0.00%	0	\$0.00
13. Banska Bystrica	129	60.47%	78	38.76%	2.68	00:02:09	0.00%	0	\$0.00
14. Topolcany	117	42.74%	50	23.93%	2.67	00:03:30	0.00%	0	\$0.00
15. Malacky	99	93.94%	93	74.75%	1.47	00:00:30	0.00%	0	\$0.00
16. Prievidza	96	77.08%	74	37.50%	3.72	00:02:16	0.00%	0	\$0.00
17. Lucenec	81	46.91%	38	45.68%	3.54	00:04:49	0.00%	0	\$0.00
18. Trencin	74	56.76%	42	31.08%	3.76	00:03:29	0.00%	0	\$0.00

19.	Nove Zамky	70	87.14%	61	47.14%	3.94	00:02:25	0.00%	0	\$0.00
20.	Zvolen	66	86.36%	57	34.85%	3.05	00:02:51	0.00%	0	\$0.00
21.	Piestany	59	61.02%	36	32.20%	2.63	00:03:01	0.00%	0	\$0.00
22.	Svaty Jur	55	49.09%	27	29.09%	2.93	00:02:34	0.00%	0	\$0.00
23.	Komarno	45	80.00%	36	33.33%	3.51	00:03:40	0.00%	0	\$0.00
24.	Ruzomberok	43	58.14%	25	48.84%	2.74	00:02:00	0.00%	0	\$0.00
25.	Myjava	38	86.84%	33	36.84%	2.45	00:02:03	0.00%	0	\$0.00
26.	Tlmace	36	69.44%	25	41.67%	3.42	00:02:50	0.00%	0	\$0.00
27.	Samorin	35	54.29%	19	48.57%	2.63	00:01:15	0.00%	0	\$0.00
28.	Bardejov	29	51.72%	15	27.59%	2.97	00:01:50	0.00%	0	\$0.00
29.	Ziar nad Hronom	28	82.14%	23	35.71%	2.64	00:04:08	0.00%	0	\$0.00
30.	Filakovo	21	71.43%	15	42.86%	3.00	00:03:37	0.00%	0	\$0.00
31.	Brezno	20	70.00%	14	25.00%	3.95	00:05:13	0.00%	0	\$0.00
32.	Cadca	13	61.54%	8	38.46%	2.54	00:05:47	0.00%	0	\$0.00
33.	Skalica	13	76.92%	10	30.77%	3.46	00:03:15	0.00%	0	\$0.00
34.	Stropkov	11	45.45%	5	36.36%	6.73	00:04:28	0.00%	0	\$0.00
35.	Sturovo	11	63.64%	7	27.27%	5.09	00:06:16	0.00%	0	\$0.00
36.	Vrable	8	87.50%	7	12.50%	4.88	00:04:16	0.00%	0	\$0.00

Rows 1 - 36 of 36